
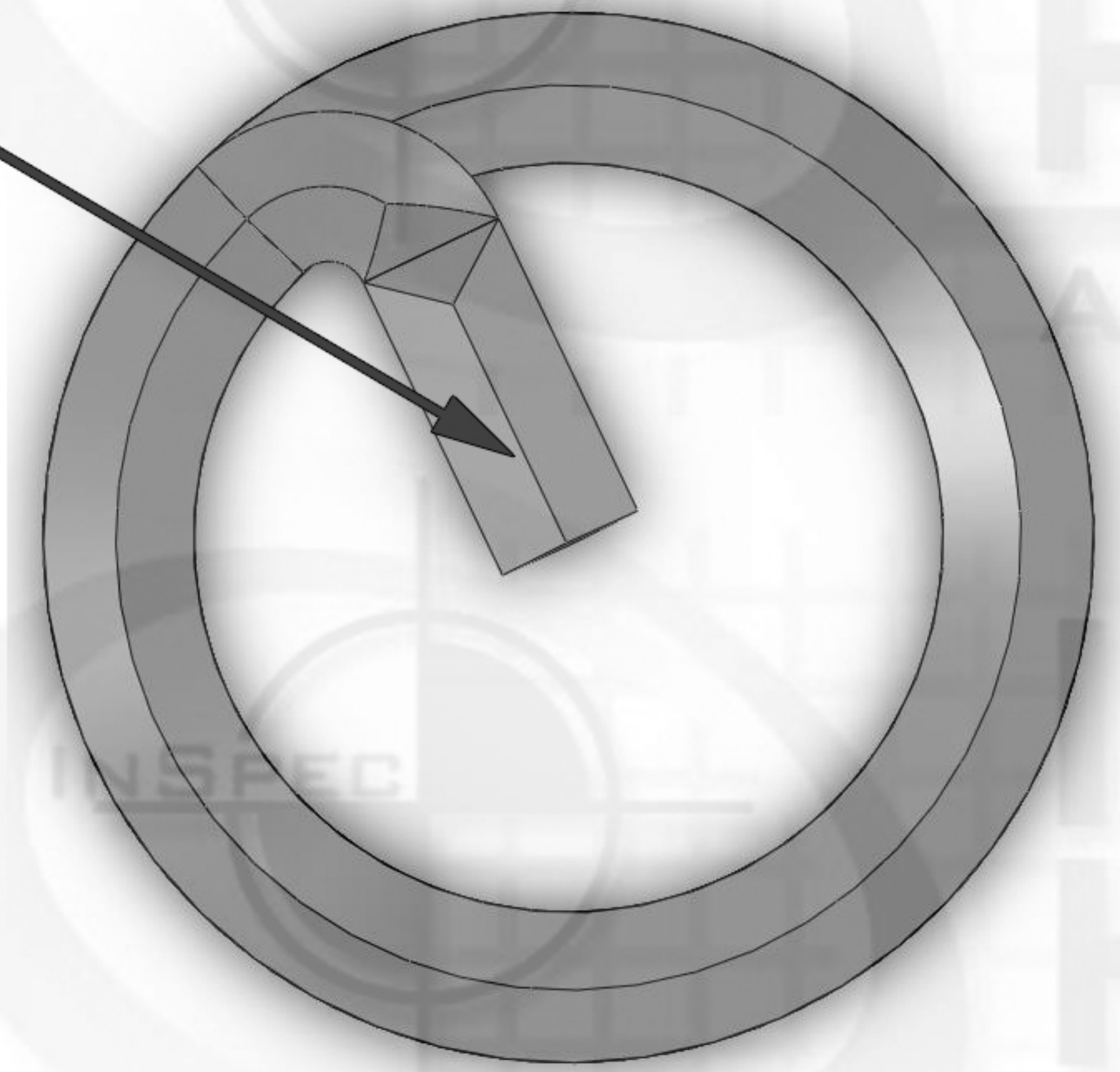
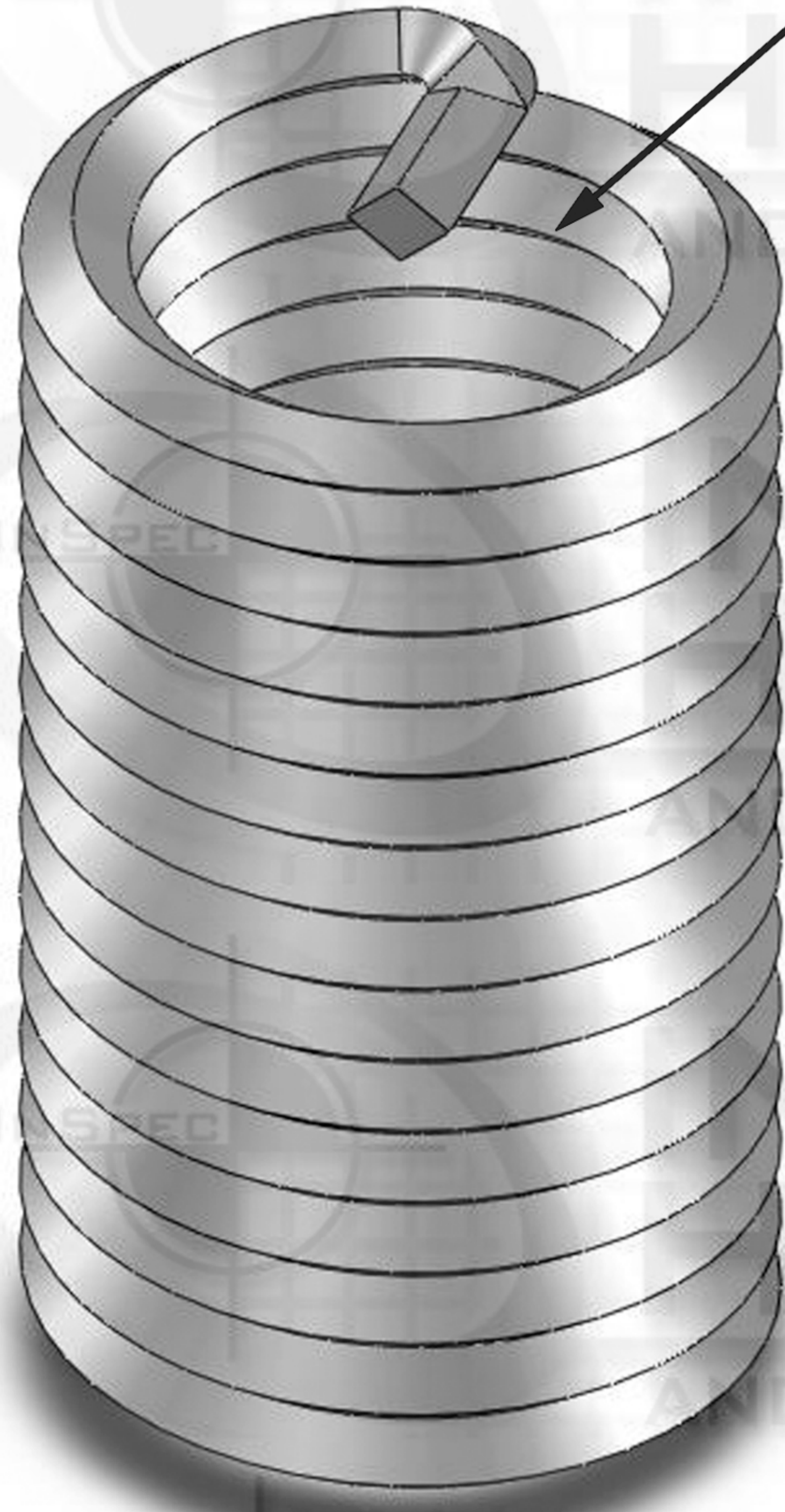


# WireSert Locking

Diameter Thread Pitch

1-12

Tang



1.5

Suggested Drill Bit Size 1.0156 (1-1/64)



| ZONE |  | REV. | REVISIONS DESCRIPTION | DATE | APPROVED |
|------|--|------|-----------------------|------|----------|
|      |  |      |                       |      |          |

## PROPRIETARY AND CONFIDENTIAL

THIS DRAWING AND IT'S CONTENT IS THE SOLE PROPERTY OF INDUSTRIAL HARDWARE & SPECIALTIES,INC.. ANY REPRODUCTION IN PART OR AS A WHOLE WITHOUT THE WRITTEN PERMISSION OF INDUSTRIAL HARDWARE & SPECIALTIES,INC. IS STRICTLY PROHIBITED.

|                         |                      |           |      |
|-------------------------|----------------------|-----------|------|
| NATIONAL STOCK NUMBER   | 5340-00-045-0514     | NAME      | DATE |
| MILITARY STANDARD       | MS21209-F1615        | DRAWN     |      |
| TH. STANDARD: ANSI/ASME |                      | CHECKED   |      |
| ACRONYM: UNF            |                      | ENG APPR. |      |
| ROTATION: Right-Hand    |                      | MFG APPR. |      |
| MATERIAL FINISH         | Stainless Steel 18-8 | Q.A.      |      |
| PART NUMBER             | 35L7C-C8K4-10015-0F  | COMMENTS: |      |
| NEXT ASSY               | USED ON              |           |      |
| APPLICATION             | DO NOT SCALE DRAWING |           |      |



**17-B KENTUCKY AVENUE  
PATERSON, NEW JERSEY 07503  
TEL: 973-684-4010 FAX: 973-684-3095  
email: TechSupport@industrialhardware.com  
www.industrialhardware.com**

|            |              |              |
|------------|--------------|--------------|
| SIZE       | DWG. NO.     | REV.         |
| <b>A</b>   |              |              |
| SCALE: 1:8 | WEIGHT: 0.93 | SHEET 1 OF 1 |