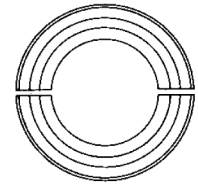
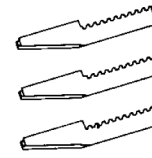
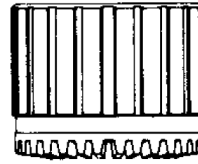


## Jacobs® Replacement Parts



Cat. No.	UPC No.	Packaging	Description	Chuck Series No.	Product Weight	Shelf Pack Qty.
4944	095456049444	Boxed	Replacement Sleeve for 3 Series Chuck	3	0.54 lb	1
5016D	095456050167	Boxed	Replacement Sleeve for 33 Series Chuck	33	0.25 lb	1
5046	095456050464	Boxed	Replacement Sleeve for 34 Series Chuck	34	0.42 lb	1
	095456050662	Boxed	Replacement Sleeve for 36 Series Chuck	36	0.65 lb	1
7417D	095456074170	Boxed	Replacement Jaw and Nut Unit for 3 Series Chuck	3	0.53 lb	1
7423	095456074231	Boxed	Replacement Jaw and Nut Unit for 33 Series Chuck	33	0.55 lb	1
7424D	095456074248	Boxed	Replacement Jaw and Nut Unit for 34 Series Chuck	34	0.53 lb	1
7425	095456074255	Boxed	Replacement Jaw and Nut Unit for 36 Series Chuck	36	0.58 lb	1

## Jacobs® Adapt-A-Drive® Chuck

- Easy Conversion-Integral Hex Mount Locks the Adapt-A-Drive Chuck Into the Screwdriver Bit Socket
- Ideal for Use in Starting Screw Holes for Use in Hard-To-Reach Spaces



Cat. No.	UPC No.	Packaging	Min. Capacity	Max. Capacity	Mount	Key No.	Sleeve Dia.	Product Weight	Shelf Pack Qty.
30248D	095456302488	Boxed	0.028 in	0.25 in	0.250" Hex	KG1	1.13 in	0.45 lb	1

## Jacobs® Stainless Steel Chucks

- For Special Applications on Either Portable Air Operated or Stationary Machine Tools
- Resist Chemical Corrosion and Reduce Potential for Hazardous Sparking



Cat. No.	UPC No.	Packaging	Model No.	Min. Capacity	Max. Capacity	Mount	Key No.	Closed Length	Open Length	Sleeve Dia.	Product Weight	Shelf Pack Qty.
6625	095456066250	Boxed	0BM	0.028 in	0.156 in	5/16-24	K0M	1.53 in	1.17 in	0.85 in	0.20 lb	1
6624	095456066243	Boxed	0M	0.028 in	0.156 in	0JT	K0M	1.45 in	1.1 in	0.85 in	0.20 lb	1
6627D	095456066274	Boxed	1BM	0.028 in	0.25 in	5/16-24	K1M	1.95 in	1.57 in	1.12 in	0.32 lb	1
6628	095456066281	Boxed	1BM	0.028 in	0.25 in	3/8-24	K1M	1.95 in	1.57 in	1.12 in	0.32 lb	1
6626	095456066267	Boxed	1M	0.028 in	0.25 in	1JT	K1M	1.92 in	1.54 in	1.12 in	0.32 lb	1