

5200 Series



5200 Series Closers are engineered and designed to offer the ideal combination of appearance and reliability. The 5200 Series Closers are constructed of aluminum alloy to be installed on exterior and interior doors. They are designed and engineered for reliability and superior performance. The commercial applications ideal for these closers include schools, medical facilities, institutions and hospitals as well as office buildings and any entrance door with high foot traffic.


5200 Series Closers have a full rack and pinion operation, with a heat treated steel piston and triple heat treated steel spindle. The closers are non-handed to permit installation on doors of either hand. The sizing is adjustable from size 1 through size 6. These design features make this closer the ideal choice for doors with a maximum weight of 250 lbs.



**FOR ANY HAGER PURCHASE CONTACT INDUSTRIAL HARDWARE & SPECIALTIES INC.
CALL 1800-684-4010**



5200 SERIES - HOW TO ORDER



Example of how to order: 5200P25ALMHDHOCS

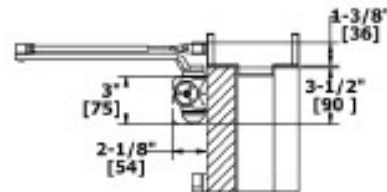
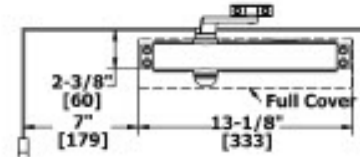
*Extended lead times for flat black finish and minimum order quantities may apply.

FOR ANY HAGER PURCHASE CONTACT INDUSTRIAL HARDWARE & SPECIALTIES INC.
CALL 1800-684-4010

5200 SERIES - APPLICATIONS

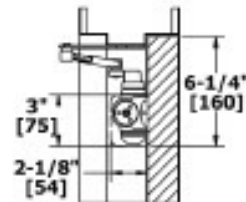
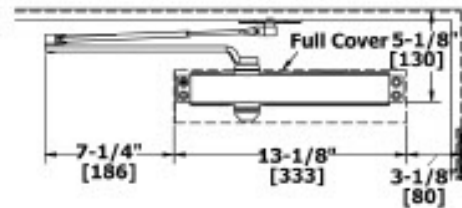
REGULAR ARM MOUNT (PULL SIDE)

Opening:	Templating allows up to 180°
Hold Open:	Hold open points 90° up to 180° with hold open arm
Frame Face:	1-3/8" (35 mm)
Ceiling Clearance:	<ul style="list-style-type: none"> • 1-3/4" (45 mm) minimum • 1-5/8" (41 mm) minimum for hold open arm
Top Rail:	<ul style="list-style-type: none"> • 2-1/2" (64 mm) minimum without drop plate • 1-5/8" (38 mm) minimum with drop plate, 5918
Top Rail Clearance:	3-1/2" (89 mm) minimum



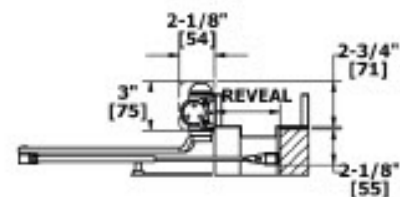
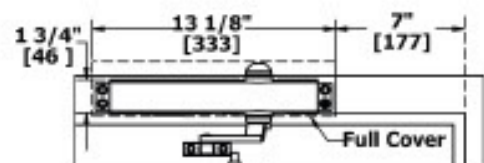
PARALLEL ARM MOUNT (PUSH SIDE)

Opening:	Templating allows up to 180°
Hold Open:	Hold open points 90° up to 180° with hold open
Top Rail:	<ul style="list-style-type: none"> • Standard hollow metal 5/8" frame stop • 5-3/8" (137 mm) minimum
Top Rail Clearance:	6-1/4" (159 mm) minimum



TOP JAMB MOUNT (PUSH SIDE)

Opening:	Templating allows up to 180°
Hold Open:	Hold open points 90° up to 180° with hold open
Frame Face:	<ul style="list-style-type: none"> • 1-7/8" (48 mm) minimum • 1-1/8" (29 mm) minimum with drop plate, 5918
Ceiling Clearance:	<ul style="list-style-type: none"> • 2-3/4" (70 mm) minimum • 1-5/8" (41 mm) minimum with drop plate, 5918
Top Rail:	2" (51 mm) minimum
Top Rail Clearance:	<ul style="list-style-type: none"> • 2-1/4" (57 mm) minimum • 2-1/2" (64 mm) minimum for hold-open • 3-3/8" (86 mm) minimum with drop plate, 5918 • 3-5/8" (92 mm) minimum for hold open with drop plate



FOR ANY HAGER PURCHASE CONTACT INDUSTRIAL HARDWARE & SPECIALTIES INC.





5200 SERIES - GRADE 1 HEAVY DUTY SURFACE DOOR CLOSER

WARRANTY	Lifetime warranty - 250 lbs. maximum door weight
FEATURES	<ul style="list-style-type: none">• Ideal for schools, hospitals, and other high-use environments• Standard package contains 5201 closer body, 5202 closer cover, 5203 main arm assembly, 5204 standard screw pack, 5900 parallel arm bracket, and 5902 SNB screw pack for 1-3/4" (44 mm) doors
Certification:	<ul style="list-style-type: none">• BHMA Certified ANSI A156.4, adjustable sizes 1 to 6• ADA Compliant ANSI A117.1 Accessibility Code• UL/cUL Listed for up to 3 hours• UL10C Positive Pressure Rated• UL10B Neutral Pressure Rated
Covers:	<ul style="list-style-type: none">• Full plastic cover - Standard• Full size plated metal cover - Optional
Closer Body:	<ul style="list-style-type: none">• Aluminum alloy• The recommended temperature for prolonged use is between -40° F (-42° C) & 150° F (66° C)
Springs:	Double heat treated steel, tempered springs
Valves:	<ul style="list-style-type: none">• Adjustable latching and sweep speed valves• Adjustable backcheck valve - Standard• Delayed action valve - Optional• Staked valves - Standard
Handing:	Non-handed
Arms & Brackets:	<ul style="list-style-type: none">• Tri-Pack: Regular, Parallel Arm, and Top Jamb Mount - Standard• 15% power adjustment in standard arm for regular and top jamb mount



SPECIFICATIONS

Door Thickness:	<ul style="list-style-type: none">• 1-3/4" (44 mm) - Standard• 1-3/8" - 2-1/4" (36 mm - 57 mm) thick door - Optional
Fasteners:	<ul style="list-style-type: none">• Self-reaming, self-tapping wood and machine screws• Sex nuts and bolts
Notes:	<ul style="list-style-type: none">• Full rack and pinion operation• Precision machined, heat treated steel piston• Triple heat treated steel spindle• Special templates available upon request by contacting Hager Companies Customer Service
FINISHES	<ul style="list-style-type: none">• ALM, BLK, BRZ, DBZ, GOL• Rust inhibiting primer - Standard

FOR ANY HAGER PURCHASE CONTACT INDUSTRIAL HARDWARE & SPECIALTIES INC.
CALL 1800-684-4010



5200 SERIES - ARMS



5203

Main Arm

- Non-handed
- Forged steel
- Mounts regular, parallel arm, or top jamb mount
- Add 5900 bracket for parallel arm mount



5910

Hold Open Arm

- Non-handed
- Forged steel
- Mounts pull side or top jamb with shallow reveal
- Friction hold open function
- Add 5914 Rev1 bracket for parallel arm mount



5906

Extra Heavy Duty Hold Open Stop Arm

- Non-handed parallel arm
- Forged steel
- Plunger hold open function
- Auxiliary stop in soffit shoe
- For use with 5200 and 5300 Series closers



5907

Extra Heavy Duty Stop Arm

- Non-handed parallel arm
- Forged steel
- Auxiliary stop in soffit shoe
- For use with 5200 and 5300 Series closers



Track Arm

- Non-handed
- Extruded aluminum track
- Steel arm

Functions:

Non Hold Open Stop Arms

- 2-659-0191 - ALM
- 2-659-0328 - BLK
- 2-659-0192 - BRZ
- 2-659-0193 - DBZ
- 2-659-0194 - GOL

Hold Open Stop Arms

- 2-659-0199 - ALM
- 2-659-0329 - BLK
- 2-659-0200 - BRZ
- 2-659-0201 - DBZ
- 2-659-0202 - GOL



5911

Extra Heavy Duty Arm

- Non-handed parallel arm
- Forged steel



5912

Extra Heavy Duty Hold Open

- Handed parallel arm (specify handing when ordering)
- Forged steel
- Provides friction hold open function
- Adjustable at the shoe
- For use with 5200 and 5300 Series closers
- Not for use on fire-rated doors



5956

Extra Heavy Duty Hold Open Cushion Stop Arm

- Non-handed parallel arm
- Forged steel
- Plunger hold open function
- Contains 5906 arm and 5950 spring cushion arm
- For use with 5200 and 5300 Series closers



5957

Extra Heavy Duty Cushion Stop Arm

- Non-handed parallel arm
- Forged steel
- Contains 5907 arm and 5950 spring cushion
- For use with 5200 and 5300 Series closers

Double Egress Non Hold Open Stop Arms

- 2-659-0211 - ALM
- 2-659-0330 - BLK
- 2-659-0212 - BRZ
- 2-659-0213 - DBZ
- 2-659-0214 - GOL

Double Egress Hold Open Stop Arms

- 2-659-0215 - ALM
- 2-659-0331 - BLK
- 2-659-0216 - BRZ
- 2-659-0217 - DBZ
- 2-659-0218 - GOL

5200 SERIES - ACCESSORIES



5201

Closer Body Only

- Aluminum alloy
- Heat treated steel spindle and piston
- Full rack and pinion operation



5202

Full Plastic Cover

- Cover projects 2-3/16" (56 mm) from door face
- High impact non-corrosive full cover
- Secured by two machine screws



5900

Parallel Arm Bracket

- Can be used to convert regular or top jamb arms to parallel arm application
- For use with 5200, 5300 and 5400 Series arms



5908

Long Rod and Shoe

- Use for reveals greater than 4" (102 mm) and up to 8" (203 mm)
- Non-handed
- Cast steel
- Use for top jamb application
- For use with 5200, 5300 and 5400 Series arms
- Includes screw pack



5913

Blade Stop Spacer

- Required to lower parallel arm shoe to clear 1/2" (13 mm) blade stop of aluminum frames
- For use with 5200, 5300 and 5400 Series arms
- Includes screw pack



5914

Hold Open Parallel Arm Bracket

- Supplied with all standard hold open arms
- For use with 5200 and 5300 Series arms
- Includes screw pack



5918

Drop Plate - Top Jamb, Narrow Top Rail

- For use with slim line cover
- For use when a narrow top rail prevents mounting directly to door surface
- For use when low ceiling clearance prevents normal top jamb mounting
- Includes screw pack



5919

Pinion Cap

- High-impact, non-corrosive
- Fits over the pinion and extends 9/16" (14 mm)
- For use with slim line cover



5920

Slim Line Plastic Cover

- Cover projects 2-3/16" (56 mm) from the door face
- High-impact non-corrosive slim line cover
- Secured by two machine screws
- Available in plastic only



5921

Drop Plate - Narrow Top Rail

- For use with a full cover
- For use when a narrow top rail prevents mounting directly to door surface
- Includes screw pack



5922

Drop Plate - Top Jamb, Parallel Arm

- For use with slim line cover
- For use when low ceiling clearance prevents normal top jamb mounting; with full cover
- For use when an overhead door holder prevents normal top jamb mounting
- Includes screw pack
- Plate requires 3" (76mm) minimum top rail



5923

Drop Plate - Parallel Arm

- For use with a full cover
- For use with a parallel arm when narrow top rail prevents mounting directly to the door surface
- Includes screw pack
- Plate requires 3" (76mm) minimum top rail.

5200 SERIES - ACCESSORIES

SCREW PACKS



5932

Metal Cover

- Cover projects 2-1/4" (57 mm) from door face
- Cast zinc full cover
- Secured by two machine screws
- Not offered as slim line



5936

Extra Clearance Parallel Arm Bracket

- Allows for up to 2" (51 mm) of clearance to mount additional hardware such as overhead door stops and holders
- Provides needed clearance not achieved with a standard soffit plate



5950

Spring Cushion

- Non-handed
- Mounts to soffit shoe of 5125, 5961, 5906 and 5907 arms
- For use with extra heavy duty hold open and stop arms for abusive applications



5204

Screw Pack - Standard

- Self-drilling wood screws
- Self-drilling machine screws
- For 5200 Series closer



5902

SNB Screw Pack - Standard

- Sex nuts and bolts for 1-3/4" (44 mm) doors
- Machine screws
- For use with 5200, 5300, 5400 Series closers only



5903

SNB Screw Pack - Optional

- Sex nuts and bolts for 1-3/8" (35 mm) doors
- Machine screws
- For use with 5200, 5300, 5400 Series closers only



5904

SNB Screw Pack - Optional

- Sex nuts and bolts for 2" (51 mm) doors
- Machine screws
- For use with 5200, 5300, 5400 Series closers only



5905

SNB Screw Pack - Optional

- Sex nuts and bolts for 2-1/4" (56 mm) doors
- Machine screws
- For use with 5200, 5300, 5400 Series closers only

FOR ANY HAGER PURCHASE CONTACT INDUSTRIAL HARDWARE & SPECIALTIES INC.

CALL 1800-684-4010

